



Face Mask Management







Knowing the appropriate ways to wear, take off, clean, and store face masks are critical.

Using face masks incorrectly may hamper its effectiveness in reducing the risk of virus transmission.



Proper Way to Wear a Face Mask



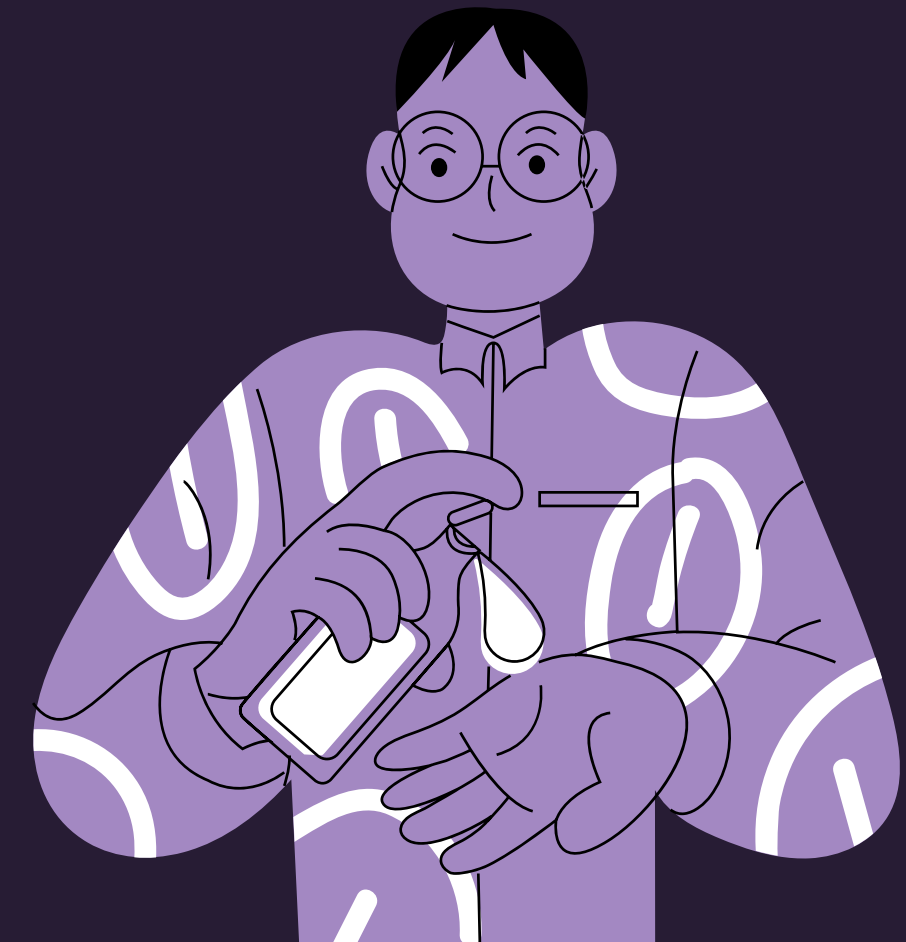
Step 1

Wash hands with soap and water or sanitize hands with alcohol before wearing a face mask.




Step 2

Do not touch the face mask while using it. Wash or sanitize hands immediately when you accidentally touched it.




Step 3

Ensure the nose, mouth, and chin are fully covered. There should be no gaps at the edges of the face mask.




Step 4

Never share face masks with anyone.



Proper Way to Take Off a Face Mask





Step 1

Wash hands with soap and water or sanitize hands with alcohol before removing a face mask.



Step 4

For disposable face masks, roll used mask, wrap in tissue, and put in a sealed bag.



Step 2

Remove the face mask by the ear bands. Do not pull it under the chin to prevent cross contamination.



Step 5

Used face masks and filters must be thrown into a yellow trash bin.




Step 3

Once removed, fold the face mask inwards where it touched the mouth.



Cleaning Reusable Face Masks



Step 1

Wash your reusable face mask in between use. Use hot water for natural materials, such as cotton.


Step 2

Use regular laundry detergent.

Step 3


Dry completely on hot setting.

Storing Reusable Face Masks




Step 1

Fold the reusable face mask inward on the side that touche the mouth.




Step 2

Store in a dry place.



Step 3



If storing inside a plastic bag, use desiccated gel to absorb moisture and to keep the face mask dry.






Bring extra face masks and filters with you and place them inside a sealed bag.

Have another sealed bag for storing used face masks and filters.




Having separate
bags for used and
unused face masks
prevents cross
contamination.



Label the bags
to avoid any
confusion.



Always wash
your reusable
face masks in
between use.



Resources

<https://www.sfcddcp.org/communicable-disease/healthy-habits/how-to-put-on-and-remove-a-face-mask/>

